




Under The Aegis Of Telangana Orthopedic Surgeons Association



HYDERABAD ADVANCED SHOULDER ARTHROSCOPY CONGRESS - 2020 RELIVE



Dr. P.S. Jayaprasad
Course Director



Venue : Hyatt Place, Hyderabad
Date : 22-03-2020 (Sunday)



**TMC CREDIT
POINTS**

Dear Colleagues,

we present you the 7th Edition of Hyderabad shoulder Arthroscopy Congress which will be held on 22nd March, 2020 Sunday in Hyderabad at Hyatt place. As the only advanced training event in joint surgery to date, our concept is to offer predominantly Re-live surgery videos and lectures which provides 100% authentic education in the field of shoulder surgery, Re-live surgeries by top nationally renowned shoulder experts will demonstrate their surgical techniques of the various shoulder pathology. The event will cover the entire range of shoulder pathologies such as instability, rotator cuff lesions, shoulder fracture, as well as shoulder arthroplasty. This unique concept means that the faculty will not only focus on the surgical techniques, discuss all of this with each other and with you. Moreover the event will offer the panel discussions at the end of each session. You will have a big benefit for your daily practice.

**Dr.P.S. Jayaprasad
Hyderabad**

ORGANISING TEAM

DR.KAMARAJ
DR.P.S.JAYAPRASAD
DR.ROSHAN JAISWAL
DR.SRIKANTH VARMA
DR.HARI PRASAD
DR.PRASHANTH
DR.KRISHNA SAI
DR.HARISH

DR.LOKESH GUPTA
DR.ESHWAR PATEL
DR SUDEER
DR.SAI KRISHNA
DR.SYED SALAR
DR.SHIVA RAM REDDY
DR.DEVENDER REDDY
DR.SANDEEP


DR.NISHANTH
DR.AYMEN
DR.SHREEN
DR.RAZA
DR.HASAN
DR.RAMESH
DR.SREEDHAR REDDY
DR.UDAY



NATIONAL FACULTY




**DR. RAMCHIDAMBARAM
CHENNAI**



**DR. SWARNENDU SAMANTA
KOLKATA**



**DR. ROSHAN WADE
MUMBAI**



**Dr. K N SUBRAMANIAN
MADHURAI**



**DR. SANJAY GARUDE
MUMBAI**



**DR. SANJAY TRIVEDI
AHMADABAD**




**DR. RAJKUMAR AMARAVATHI
BANGALORE**



**DR. MILIND PIMPRIKAR
NASHIK**



**DR. RAJEEV RAMAN
KOLKATA**



**DR. PRATHAP KUMAR
KOCHIN**



**DR. PRADEEP KOCHEPAN
BANGALORE**



**DR. SUBAIR KHAN
CHENNAI**



**DR. SANDEEP BIRARIS
MUMBAI**



**DR. BHUPESH KARTHIK
CHENNAI**



AND REGIONAL FACULTY

HYDERABAD ADVANCED SHOULDER ARTHROSCOPY CONGRESS 2020





SCIENTIFIC AGENDA

08:00-08:30 Registration





Basics session

- 08:30-8:35 Welcome & Introductions
08:35-8:45 Pre-operative Planning: IMAGE-based Decision Making
08:45-08:55 Clinical examination of shoulder LIVE 
08:55-09:00 Arthroscopic Anatomy of Shoulder RELIVE 












Instability session

- 09:00-09:10 Is There Still a Role for Open Treatment of Anterior Instability?
09:10-09:20 First-time Dislocator -The best time to operate EBM 
09:20-09:30 HAGL and Reverse HAGL RELIVE 
09:30-09:40 ASA Repair addressing the anterior capsule deficiency RELIVE 
09:40-09:50 Surgical Treatment of Multidirectional Instability .RELIVE 
09:50-10:00 Classifying the severity of instability. The ISIS score
Evolving concepts of Bipolar Bone loss



10:00-10:30 Inauguration

- 10:30-10:40 Arthroscopic labral repair , How to Avoid Intraoperative Complications RELIVE 
10:20-10:30 Bony Bankart: From Small to Big - My dEsiON
10:30-10:40 Arthroscopic Latarjet . RELIVE 
10:40-10:50 The classic open Latarjet. RELIVE 
10:50-11:00 Modified Eden-Hybinette
10:50-11:00 Arthroscopic Remplissage .EBM 






Rotator cuff Session

- 10:00-11:00 Posterosuperior rotator cuff tears. Recognizing the tear patterns.
11:00-11:10 Anterior or lateral acromioplasty. Is it always necessary? RELIVE 
11:10-11:20 Partial thickness rotator cuff tears. Treatment options EBM 
11:20-11:30 Small size rotator cuff repair RELIVE 
11:30-11:40 Medium size rotator cuff repair RELIVE 
11:40-11:50 Massive Rotator Cuff Repair RELIVE 
11:50-12:00 Arthroscopic repair of the subscapularis single Row RELIVE 
12:00-12:10 Arthroscopic repair of the subscapularis Double Row RELIVE 
12:10-12:20 Posterosuperior tears. Single - row, double - row or transosseous repair. RELIVE 
12:20-12:30 Biologic Augmentation in Rotator Cuff Repair (PRP, Stem cells, Bone Marrow, Grafts)
12:30-12:40 Pectoralis Major Tendon Repair RELIVE 
12:40-12:50 Superior capsule reconstruction for irreparable rotator cuff tear.
Facia Lata,Biceps,Hamstrings RELIVE 
12:50-01:00 Biceps Tenotomy vs. Tenodesis , Tenodesis: The Keyhole technique. Avoiding implants RELIVE 





01:00-01:30 LUNCH

- 01:30-01:40 Lattisimus Dorsi transfer ,Lower trapezius for posterosuperior tears RELIVE 
01:40-01:50 SLAP II lesions: Repair or tenodesis. RELIVE 






ArthroPlasty session

- 01:40-01:50 Arthritis in young patients. Non-arthroplasty options
01:50-02:00 Role of hemiarthroplasty in proximal humerus fracture RELIVE 
02:00-02:10 Reconstructiong the tuberosities RELIVE 
02:10-02:20 Anatomic total shoulder arthroplasty. RELIVE 
02:20-02:30 Indications of Reverse Shoulder Arthroplasty
02:30-02:40 Preoperative Planning of Anatomic and Reverse.
02:40-02:50 Positioning of the patient and deltopectoral approach and Superior approach for arthroplasty, Exposure of the glenoid RELIVE 
02:50-03:00 Reverse Total Shoulder Arthroplasty RELIVE 
03:00 -03:10 Challenging Problems in Reverse Shoulder Arthroplasty.

AC Joint Session

- 03:10-03:20 AC Joint dislocation. Classification.
03:20-03:30 Arthroscopic stabilization of AC joint dislocation. Addressing the horizontal component of instability- acute and chronic RELIVE 
03:30-03:40 Degenerative AC joint. RELIVE 
03:40-03:50 Calcifying tendonitis. RELIVE 
03:50-04:00 Frozen shoulder RELIVE 

Fractures Session

- 04:00-04:10 Proximal humerus fractures –Decision making
04:10-04:20 Arthroscopic fixation of displaced GT fracture RELIVE 
04:20-04:30 3- and 4-Part Fractures - ORIF-PHILOS RELIVE 
04:30-04:40 Proximal Humerus Fractures -Nailing
How to avoid Rotor cuff injury while nailing RELIVE 
04:40-04:50 Clavicle fractures conservative and operate management RELIVE 
04:50-05:00 Scapular fractures conservative and operative – plating RELIVE 

For Further Information Contact Below

Dr. Sai Krishna - 77028 08694 | Dr. Syed Salar - 99855 40407

DR P.S. JAYA PRASAD SMS : 8096 23 23 23

HYDERABAD ADVANCED SHOULDER ARTHROSCOPY CONGRESS - 2020 RELIVE

Registration Form

Name (Full) :

Designation :

Institution :

Address :

City :

Phone :

Email :

**PG's : No Registration Fee (FREE), Send your Details
(Mandatory) in SMS / Whatsapp to : 8096 23 23 23**

Note:PG s should submit a letter signed by HOD.

Consultants : Registration Fee : Rs 2000/-

Payment Details



: 8096232323



: 8096232323

NEFT/Net Banking Transfer : P.S. Jaya Prasad

HDFC A/c : 50200047572391

IFSC : HDFC0004154

Sent to Dr. P.S. Jaya Prasad

Head of Arthroscopy & Sports Medicine Unit

Dept. of Orthopaedics, Kamineni Hospitals

L.B. Nagar, Hyderabad, Telangana, India. Pin - 500068

For Further Information Contact Below

Dr. Sai Krishna - 77028 08694 | Dr. Syed Salar - 99855 40407

DR P.S. JAYA PRASAD (SMS) : 8096 23 23 23